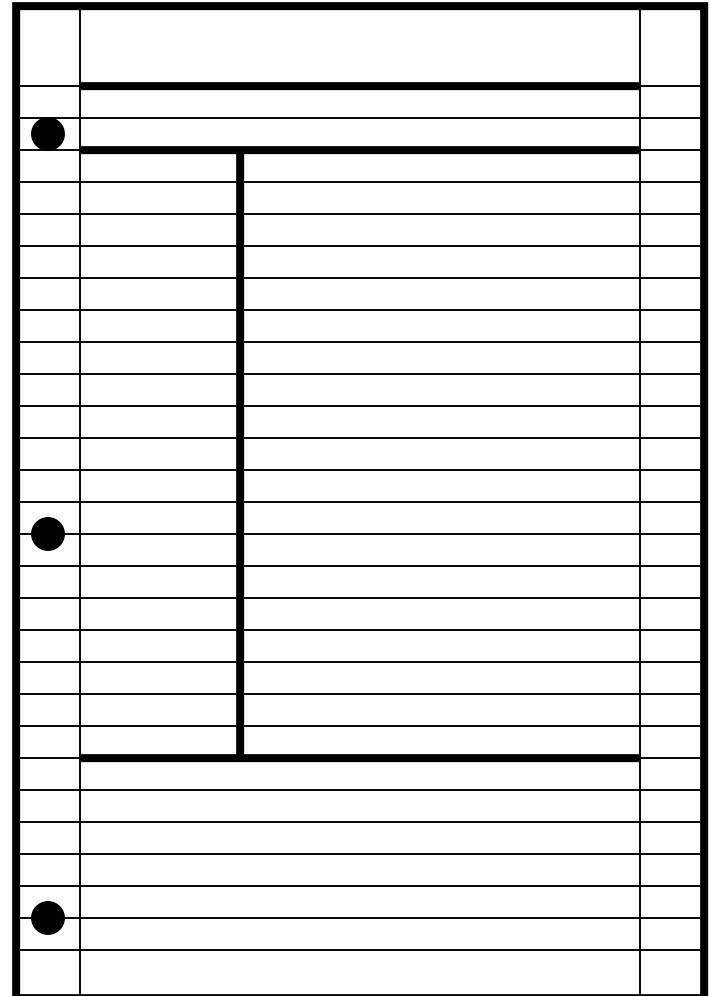


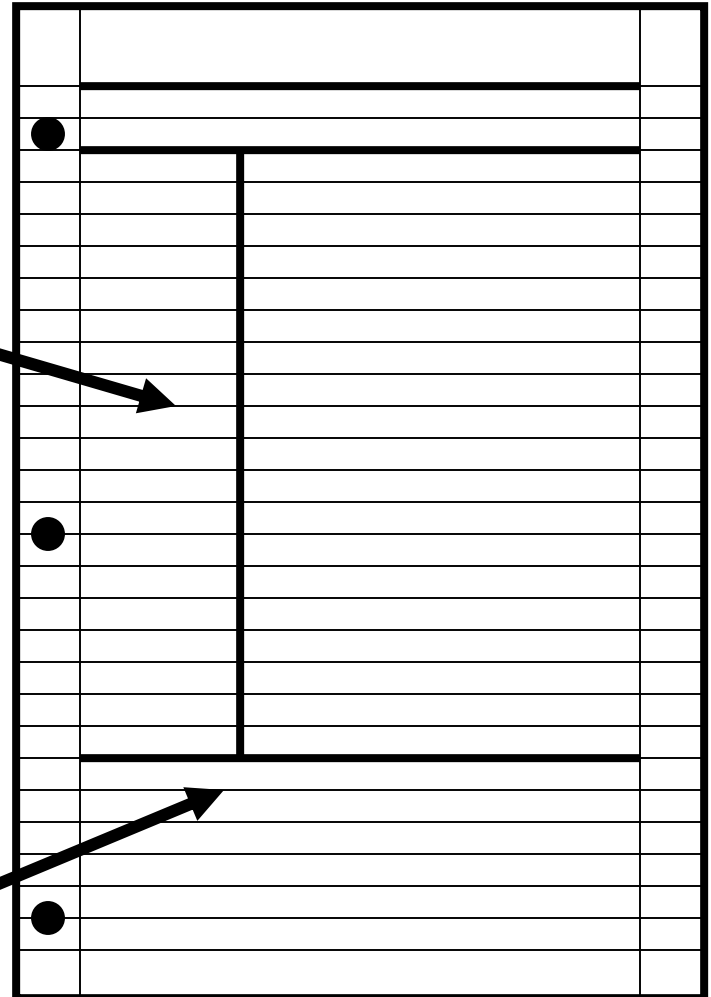
Cornell Notes

- To help me take organized notes
- To help me identify keywords and concepts from a lecture
- To help me skim my notes to locate important information



Cornell Notes

- **Divide the paper into four sections.**
- **Draw a vertical line from top to the bottom that is a few inches from the left margin and about six lines from the bottom.**
- **Darken the top line and the bottom line**



Cornell Notes

- **Record**

- Write notes during lecture
- Write all main ideas/concepts on the right side of page
- Be sure to skip one line between ideas and several lines between topics
- Mark ideas that go together with an asterisk *
- After lecture read through your notes

How to do Cornell notes		Name Course, Date Period
●	Essential Question	
	K	Notes About Key points
	e	
	y	
	P	
●	o	
	i	
	n	
	t	
	s	
●		

Cornell Notes

- **Review and clarify**
 - Review the notes soon after the lecture
 - Make sure your notes are clear, that the information makes sense.

How to do Cornell notes		Name Course, Date Period
●	Essential Question	
	K e y P o i n t s	Notes About Key points
●		

Cornell Notes


- Pull out main Ideas, topics, terms, places, dates, etc.
 - The main ideas and information from the right column of your notes
 - Write the main ideas in the left column, matching it with the details.
 - Questions are a good thing to include in the Review section.

How to do Cornell notes		Name Course, Date Period
Essential Question		
● What are the 3 things that Cornell Notes do?	Cornell notes help me to organize notes Helps me know keywords Helps me skim information	
How do I draw the lines?	Draw vertical line Draw a horizontal line about five or six lines from the bottom	
● How do I put the information the left column?	Review and clarify all My main ideas Mark using an asterisk* Pull out main ideas and write in left column. Turn main ideas to questions	
●		

Cornell Notes

- **Summarize**
 - Write a summary at the bottom of your page
 - Mention all key points

How to do Cornell notes		Name Course, Date Period
●	Essential Question	
	K e y P o i n t s	Notes About Key points
●		
	Summary	
●		



Cornell Notes

- **Summarize**
 - Write a summary at the bottom of your page
 - Mention all key points
- **Study**
 - Use both columns of your notes to study for tests.

How to do Cornell notes		Name Course, Date Period
Why is it important to use Cornell notes for organizing your notes?		
What are the 3 things that Cornell Notes do?	Cornell notes help me to organize notes Helps me know keywords Helps me skim information	
How do I draw the lines?	Draw vertical line Draw a horizontal line about five or six lines from the bottom	
How do I put the information the left column?	Review and clarify all My main ideas Mark using an asterisk* Pull out main ideas and write in left column. Turn main ideas to questions	
It is easier to take notes using the Cornell Notes system because the notes are organized, I can see the key words, and skim notes for important information.		

Cornell Notes

	How to do Cornell notes	Name Course, Date Period
●	Why is it important to use Cornell notes for organizing your notes?	
	What are the 3 things that Cornell Notes do?	Cornell notes help me to organize notes Helps me know keywords Helps me skim information
	How do I draw the lines?	Draw vertical line Draw a horizontal line about five or six lines from the bottom
●	How do I put the information the left column?	Review and clarify all My main ideas Mark using an asterisk* Pull out main ideas and write in left column. Turn main ideas to questions
●	It is easier to take notes using the Cornell Notes system because the notes are organized, I can see the key words, and skim notes for important information.	