

How to Read a Ruler

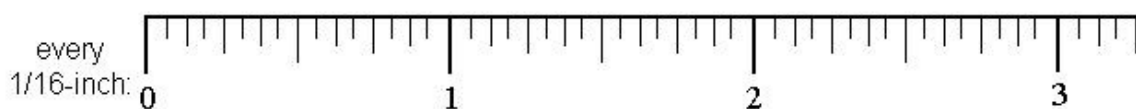
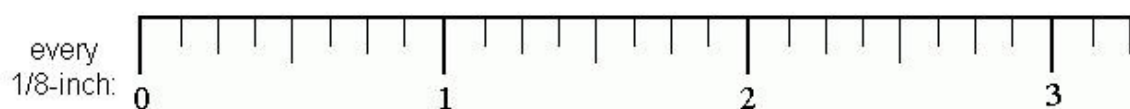
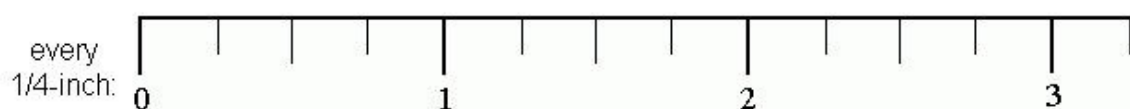
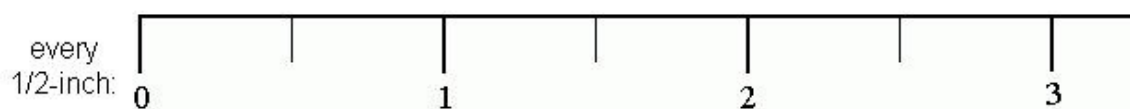
An English ruler consists of twelve inches. Twelve inches make up one foot. When looking at a ruler, we need to have a good grasp of fractions in order to read a ruler.

The large numbers on the ruler represent inches. The long line next to the number tells you exactly where that inch is.

Each line on a ruler represents $\frac{1}{16}$ of an inch or $\frac{1}{8}$ of an inch (depending upon the type of ruler being used). Rather than counting every sixteenth or every eighth, we have other markings on a ruler that we can use as shortcuts for finding our number.

Below you see four rulers that all measure in inches. They are NOT to scale but are bigger than normal rulers for illustrative purposes.

Tick-marks
are:



You and your partner find 10 items around the classroom that you can measure with your ruler, and measure them. Record them on a $\frac{1}{2}$ sheet of paper.

1. _____ in

2. _____ in

3. _____ in

4. _____ in

5. _____ in

6. _____ in

7. _____ in

8. _____ in

9. _____ in

10. _____ in